



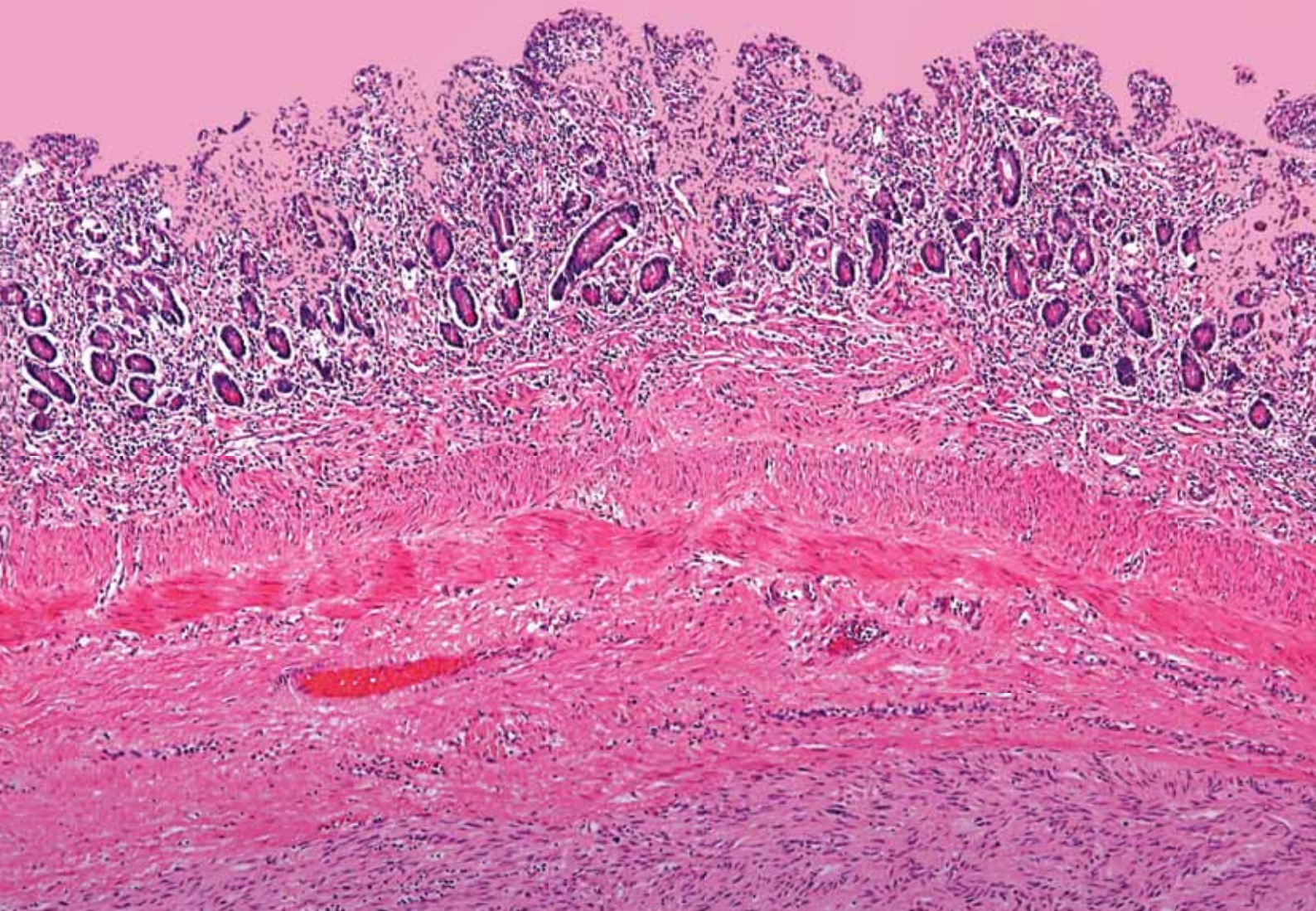
МладОнколог

# III<sup>rd</sup> INTERNATIONAL MEETING OF YOUNG ONCOLOGIST CLUB BULGARIA

GIST and Sarcomas – current options and challenges

---

*Pravets, 17-19 May 2013*



# PROGRAMME

## May 17<sup>th</sup>

- 16.00 – 18.30 Workshop of the Bulgarian participants – New achievements in the treatment of all stages of breast cancer – Could we start today?
- Moderator: Dr. A. Tomova, participants: Dr. Sp. Valev, Dr. A. Konsoulova, Dr. R. Krasteva Russeva, Dr. Kr. Nikolov, Dr. N. Velikova, Dr. I. Ivanov
- 19.00 – 22.00 Dinner at Riu Pravets Hotel restaurant

## May 18<sup>th</sup>

- 08.30 – 08.35 Opening - Dr. Rossitza Krasteva Ruseva
- Scientific Part** Expert panel: Prof. G Zografos, Dr. S. Rothschild, Assoc. Prof. A. Dudov, Assoc. Prof. Y. Genov, Assoc. Prof. K. Timcheva, Assoc. Prof. G. Kurteva, Assoc. Prof. J. Kunikowska, Assoc. Prof. V. Stoyanova, Assoc. Prof. D. Kalev, Assoc. Prof. Zh. Mihailova, Dr. A. Tomova, Dr. K. Koinov, Dr. I. Terziev, Dr. R. Mitova
- 08.35 – 09.00 Is the pathological diagnosis of GIST and soft tissue sarcoma hard to get? - Dr. I. Terziev
- 09.00 – 09.15 Clinical Case Discussion – Dr. G. Kyurkchiev
- 09.15 – 09.45 Guest lecturer Prof. T. Brodowicz
- 09.45 – 10.10 Endo ultrasonography in GIST diagnosis – Dr. Y. Valerieva
- 10.10 – 10.45 The role of 18 FDG PET/CT in the diagnosis and follow-up of GIST – guest lecturer Assoc. Prof. J. Kunikowska
- 10.45 – 11.00 Coffee Break
- 11.00 – 11.20 Contrast-enhanced ultrasonography – a follow-up and assessment method of choice – when and why? Together with clinical cases discussion - Assoc. Prof. Y. Genov
- 11.20 – 11.45 Imaging methods for the diagnosis and follow-up in GIST and soft tissue sarcomas – Assoc. Prof. V. Stoyanova
- 11.45 – 12.10 Surgical principles in the treatment of retroperitoneal sarcomas – guest lecturer Prof. G. Zografos
- 12.10 – 12.30 Surgical treatment of GIST – Dr. Y. Asenov
- 12.30 – 12.55 Clinical Case Discussion – Dr. S. N. Katibova
- 13.00 – 14.00 Lunch
- 14.00 – 14.30 Drug treatment of GIST - Assoc. Prof. G. Kurteva
- 14.30 – 14.45 Clinical Case Discussion
- 14.45 – 15.10 A therapeutic dilemma – the gynecological sarcomas - guest lecturer Dr. Fl. Zagouri
- 15.10 – 15.40 Drug treatment of soft tissue sarcomas – a new view on the old problem - guest lecturer Dr. S. Rothschild
- 15.40 – 16.00 Clinical Case Discussion – Dr. N. Chilingirova
- 16.00 – 16.20 Pazopanib – one more possibility for treatment of soft tissue sarcomas – Assoc. Prof. Zh. Mihailova
- 16.20 – 16.40 Clinical Case Discussion – Dr. R. Krasteva Russeva
- 16.40 – 17.00 Coffee Break
- 17.00 – 17.30 Receptor marking in NET - guest lecturer Assoc. Prof. J. Kunikowska
- 17.30 – 17.50 NET - standard and new therapeutic options – Dr. R. Krasteva Ruseva
- 17.50 – 18.15 ESMO YO committee – working together – Dr. M. Petrova
- 18.15 – 19.00 Free time
- 19.00 – 22.00 Dinner at Riu Pravets Hotel restaurant



**Dr. Rossitza Ruseva**

## **Welcome to the III<sup>rd</sup> INTERNATIONAL MEETING OF YOUNG ONCOLOGIST CLUB**

Dear colleagues and friends,

On behalf of the Management Board of the Young Oncologist Club, I would like to welcome you to our Third International Meeting. This year it is dedicated to GIST and Sarcomas - therapeutic opportunities and challenges.

Eminent Bulgarian and foreign specialists are here to share their own experience in dealing with this type of tumors and to show the newest trends in the treatment of these diseases.

As with our previous meetings, the purpose of Young Oncologist Club is to make these scientific events even more attractive to young colleagues from the Balkans and European countries, as our joint effort is to stay united, strong and confident that what we are doing today is what our patients would need tomorrow!

Please, enjoy our two-day scientific programme and the beautiful scenery!

**BE HEALTHY!**

**Dr. Rossitza Krasteva Ruseva**



## Dr. Rossitza Ruseva



Dr. Rossitza Krasteva Ruseva, the Chairman of Young Oncologist Club Bulgaria, was born in Varna on 05.03.1970. She graduated the Medical University in Sofia in September 1994 and then did two specializations - Internal Medicine (2001) and Oncology (2005). From 1995 till 2012, she has been working in the Clinic of Oncology, Department of Chemotherapy at Queen Joanna University Hospital in Sofia. Since the beginning of 2013, Dr. Krasteva is working in the Department of Clinical Oncology at MBAL Serdika, Sofia. All her professional and scientific interests are in the field of medical oncology. Dr. Krasteva is an active member of ESMO, Bulgarian Doctors Association, Bulgarian Cancer Scientific Society and The Balkan Union of Oncology. She was elected the first Chairman of Young Oncologist Club Bulgaria.

## Dr. Assia Konsoulova



Dr. Assia Konsoulova was born in 1978 in Sofia. She graduated from First language school – Varna in 1997 with English and French and she subsequently got her diploma from the Medical University – Varna in 2003. She is a specialist in Internal Medicine since January 2011 and she actually continues her education in Medical Oncology at the University hospital MBAL “Sveta Marina” - Varna.

Dr. Konsoulova has worked in “Jules Bordet” Institute, Brussels, Belgium as well as in the Friedrichstad General Hospital, Dresden, Germany. She earned a grant from EU in 2006, from ESMO in 2010 and from the Center for protection of the rights in the health care in Bulgaria in 2012.

She is a founder and a member of the board of the National Scientific Society for Medical Oncology, founded in 2011, as well as a member of ESMO, the Bulgarian Oncological Society and the Young Oncologist Club Bulgaria. She is the national coordinator for the European Initiative in Quality Management in Lung Cancer Care for Bulgaria.

Her interests are in the field of the breast and lung cancers, neuroendocrine tumors as well as in the pain management.





## Dr. Sacha Rothschild

**Date of birth:** 22nd November, 1977 (Zurich, Switzerland) **Office address :** University Hospital Basel, Department of Medical Oncology Petersgraben 4, 4031 Basel (Switzerland), phone: ++41 61 265 50 74, fax: ++41 61 265 53 16, e-mail: sacha.rothschild@usb.ch

**Current position:** Since 2011 - Consultant, University Hospital Basel, Medical Oncology (Chairman: Prof. Dr. med. Ch. Rochlitz)

### Professional qualifications

2011	PhD Thesis "Posttranscriptional Regulation by microRNAs and Autophagy – Two new Mechanisms involved in the Src-ID1 Signaling Pathway in Lung Cancer" (University of Bern); insigni cum laude
2009	Swiss board exam in Medical Oncology (FMH)
2009	European exam in Medical Oncology (ESMO)
2007	Swiss board exam in Internal Medicine (FMH)
2007	Medical Doctor (Thesis) "Impact of novel technologies on cancer treatment: PET/CT with intensity-modulated radiotherapy (IMRT) improves treatment outcome of locally advanced pharyngeal carcinoma" (University of Zurich); magna cum laude
2003	Swiss Federal Medical Diploma (Faculty of Medicine, University of Zurich)
1997 - 2003	Medical School, University of Zurich

### Postgraduate training and experience

2009 - 2011	Research Fellow, University of Bern, Department of Clinical Research (Chairmen: Dr. med. O. Gautschi / Prof. Dr. med. M. Fey)
2008/09	Fellow Department of Medical Oncology, Bern University Hospital (Chairman: Prof. Dr. med. M. Fey)
2008	Consultant in General Internal Medicine, Spital Laufenburg (Chairman: Dr. med. J. Frei)
2007/08	Fellow Center for Oncology/Hematology and Transfusion Medicine, Kantonsspital Aarau (Chairman: Dr. med. M. Wernli)
2006/07	Resident General Internal Medicine and Medical Oncology, Kantonsspital Aarau (Chairmen: Prof. Dr. med. D. Conen / Dr. med. M. Wernli)
2005/06	Resident Radiation Oncology, Zurich University Hospital (Chairman: Prof. Dr. med. U. M. Lütolf)
2004/05	Resident General Internal Medicine, Spital Laufenburg (Chairman: Dr. med. J. Frei)

### Clinical trials

Since 2008	Subinvestigator of several clinical trials, including industry-sponsored studies, trials by SAKK/IBCSG etc.
Since 2011	Principle investigator of several clinical trials in the field of lung cancer, head and neck cancer and urogenital cancer
Since 2011	Co-primary investigator of the SAKK 19/09 trial in non-small cell lung cancer

**Memberships and affiliations:** FMH, SGMO, ESMO (full member), ASCO (associate member), AACR (associate member), IASLC, ETOP, SAKK, Swiss MD-PhD Association



## Prof. George Zografos

### Education

1974	Graduate from High School of Plaka, Athens, Greece
1980	Degree in Medicine, Medical School, University of Athens, Greece
1983	Completion of Military Service
1986	Title in medical specialty of General Surgery (Greek National Board Certificate)
1988	PhD in Medicine (Thesis title: "Radioisotope angiography with $^{99m}\text{TcO}_4\text{Na}$ in the study of vascular diseases"), Medical School, University of Athens, Greece

### Fellowships and clinical experience

1982 -1983	Resident in General Surgery, 1st Dept of Surgery, 401 Greek Army Hospital, Athens, Greece
1983 -1984	Resident in General Surgery, Department of Surgery, "Skilitseio" General Hospital, Hios, Greece
1984 -1985	Resident in General Surgery, Department of Surgical Oncology, "Ag. Savvas" General Hospital, Athens, Greece
1985 -1986	Resident in General Surgery, 1th Propaedeutic Dept of Surgery, "Hippocratio" General Hospital, Athens, Greece
1988 -1990	Registrar & Honorary Registrar in Queen's Medical Centre, Nottingham, UK and Royal Postgraduate Medical School-Hammersmith Hospital, London UK
1991	Clinical Fellow, Surgical Oncology Unit, Roswell Park Memorial Institute Buffalo, New York, USA (N.I.H. Grant)
1991	Clinical Fellow, GI Surgery Unit, St James Hospital, London UK
1991	Clinical Fellow, GI Surgery Unit, Birmingham General Hospital, UK
1991	Clinical Fellow in "Leeds Institute for Minimally Invasive Therapy" of Leeds General Infirmary

### Present position

2009	Professor in Surgery, Director of the 1st Propaedeutic Department of Surgery, "Hippocratio General Hospital", Medical School, University of Athens, Greece
------	--

### Previous posts

1987	Consultant in General Surgery, 3rd Department of Surgery, "Ag. Savvas" General Hospital, Athens, Greece
1988	Consultant in General Surgery, 2nd Department of Surgery, "Korgialeneio-Benakeio" Red Cross Hospital, Athens, Greece
1992	Lecturer in General Surgery, Medical School, University of Athens, 4th Dept of Surgery, "Ag. Panteleimon" General Hospital, Nikaia, Greece
1996	Assistant Professor in General Surgery, Medical School, University of Athens, 4th Dept of Surgery, "Ag. Panteleimon" General Hospital, Nikaia, Greece
2002	Associate Professor in General Surgery, Medical School, University of Athens, 1th Propaedeutic Dept of Surgery, "Hippocratio" General Hospital, Athens, Greece



## Courses

1989	Therapeutic applications of lasers, National Laser Medical Centre, London, UK
1990	Head & Neck Surgery, Royal Marsden Hospital, London, UK
1993	Advanced Trauma Life Support Student Course (ATLS), Patras, Greece
1993	Advanced Trauma Life Support Instructor Course (ATLS), Patras, Greece
1998	Sentinel Node Course, John Wayne Cancer Institute, Santa Monica, USA
1998	Surgical Oncology, "Millard Fillmore" Hospital, Buffalo, New York, USA
1999	Breast Cancer Postgraduate Course, American College of Surgeons, San Francisco, California, USA
2001	Laser Therapy Course, Alzey, Germany
2001	Breast Cancer Services, Homerton & ST Bartholomew's Hospitals, London, UK
2004	Minimal invasive breast biopsy, Hamburg, Germany

## Scholarships - grants

1988	Scholarship awarded from the "Onassis" Foundation for training in breast and endocrine surgery, in Queen's Medical Centre, Nottingham, UK
1991	National Institute of Health Grant for training in Surgical Oncology, Roswell Park Memorial Institute Buffalo, New York, USA

## Research

230	Papers in Peer-Review Journals
750	Citations
28	Oral Presentations in International Conferences
78	Poster Presentations in International Conferences
190	Oral Presentations in Greek Scientific Conferences
194	Poster Presentations in Greek Scientific Conferences
05	Chapters in International Medical Books
11	Chapters in Greek Medical Books
15	Participations in Research Programmes - Clinical Trials

## Organizational skills - distinctions

- Establishment and organization of a European accredited Breast Unit in the 1st Propaedeutic Department of Surgery in "Hippocratio General Hospital", Athens, Greece which includes:
  - Participation of Specialists in all disciplines (e.g. Surgeons, Radiologist, Radiographer, Pathologist, Radiation Oncologist, Medical Oncologist, Geneticist, Psychiatrist, Psychologist, Breast Care Nurses) covering all aspects of breast cancer from risk and prevention, through diagnosis and treatment of the primary tumour, follow-up, pathology, reconstruction and psychology
  - o Possession of all necessary imaging equipment for complete and adequate breast diagnosis and treatment
  - o More than 200 newly diagnosed cases of primary breast cancer coming under its care each year
  - o Teaching junior staff, medical students and visiting doctors
  - o Regular audit meetings inspecting separate topics and designing and amending protocols
  - o Organization of several Population Breast Screening Programmes in various Greek towns
- National Representative of Greece in the European Committee for evaluating and funding research protocols
- National Representative of Greece in the New European Surgical Academy (NESA)
- Member of many committees supporting the Greek Ministry of Health
- Organization of multiple International and Greek Scientific Conferences and events
- Member of the Scientific Committee of many International and Greek Conferences
- Reviewer in 10 International scientific journals
- Many invitations to give speeches in International Scientific Conferences



## Dr. Mila Petrova

### Education and training

2010 till present	Medical University – Sofia, Bulgaria - Specialization in Medical Oncology
2002 - 2008	Medical University – Sofia, Bulgaria - Medicine
1997 - 2002	National Gymnasium for Natural and Mathematical Sciences – Sofia, Bulgaria - Secondary education – Profile Biology

### Professional experience

2013 till present	Bulgarian representative of ESMO Young Oncologist Committee
2009 till present	Military Medical Academy – Sofia, Bulgaria, Department of Medical Oncology Physician in Medical Oncology
2008 till 2009	National Center for Hematology and Transfusiology – Sofia, Bulgaria - Physician
Q2 2008	University Hospital of Cologne – Cologne, Germany, Clinic for Internal Diseases – Hematology & Oncology - State Residency
2005-2006	Clinic for Cardiology, Queen Giovanna Hospital – Sofia, Bulgaria - Patient Admission, Processing medical documentation


### SE

Oncology, Lung cancer, Palliative Care

### Recommandations

Available upon request from: Medical University – Sofia, Bulgaria; University Hospital of Cologne – Cologne, Germany; University Hospital of Vienna – Vienna, Austria; Cambridge Certificate Advanced; Zentrale Mitttestufe – C1 Attendance Certificate - Prime Oncology, Breast Cancer Meeting Februar 2009  
Attendance Certificate - Prime Oncology, Lung Cancer Meeting April 2009 Attendance Certificate – ECCO15 - ESMO 34, September 2009  
Attendance Certificate - Prime Oncology, Genitourinary Cancer Meeting Oct 2009  
Attendance Certificate - Prime Oncology, Gynecologic Cancer Meeting Nov 2009  
Attendance Certificate – ECCO 16- ESMO 36, Stockholm, Sweden 2011  
Attendance Certificate - Department of Oncology, University Hospital of Vienna, May 2010  
Attendance Certificate – Skeletal Care Academy – Feb 2012, Budapest, Hungary  
Attendance Certificate – ESMO 36, Vienna, Austria, 2012

### Scientific experience

1. Serial measurement of circulating hepatocyte growth factor levels in colorectal cancer patients with liver only metastases who have undergone chemotherapy plus bevacizumab or cetuximab and liver surgery.
- 

- Annals of Oncology Volume 20, 2009, Supplement 7 (Abstr. P-0174) – vii72.
2. Alimta (Pemetrexed) in the treatment of NSCLC. Journal of Bulgarian Oncology Society Vol.4: P4-11;
  3. Fulminate anaerobic bacteremia after chemotherapy for metastatic breast cancer despite the prophylactic use of GSCF. International Medical Case Reports Journal 2010: 3, 1-3;
  4. Sorafenib in metastatic MTC – a case-report and mini-review of the literature. International Medical Case Reports: 2010: 3, 55-58;



**Prof. Asen Dudov**

Assoc. Prof. Asen Dudov graduated medicine at the Medical Academy in Sofia in 1989. He specialized in internal medicine at the Medical University of Sofia and oncology at the National Cancer Center in Sofia.

In 2003, Dr. Dudov acquired an academic title Doctor of Medicine, and in 2004 – the Associate Degree. He has worked as a specialist at the Onco-chromosomal laboratory to of National Oncology Center in Sofia and as an intern in the chemotherapy ward of the Regional Oncology Dispensary with stationary Sofia-city. He has experience working as an Associate Professor at the Stationary unit of the Regional Oncology Dispensary with stationary Sofia-city, where he served as a Manager in the period 1998 to 2006. He is currently the Head of Medical Oncology Clinic at the Queen Joanna University Hospital – ISUL in Sofia.

Ass. Prof. Dudov has had specializations in Gustave Russe, France; St John's College, Oxford, UK; Institute Jules Borde, Belgium; Toraxsklinik, Germany; Instituto Di Tumori, Italy; San Francisco Comprehensive Cancer Center, USA; Harvard Medical School, USA; Massachusetts General Hospital, USA.

He is an author of 58 scientific publications, 41 reports and published abstracts, 71 no-resume published reports and 16 abstracts citations in scientific publications and papers.

Ass. Prof. Dudov's scientific and research interests are in the field of chemotherapy (cytotoxics and cytostatics, antihormonal and hormonal treatment, molecular biotherapy agents, incl. target treatment) of solid tumors, as well as in the natural and acquired drug resistance, and the multidrug resistance (MDR) of solid tumors.

Ass. Prof. Dudov is a Chairman of the Bulgarian Cancer Society. He has been appointed as a national consultant for chemotherapy Bulgaria.

He is also an editor and founder of the Journal of the Bulgarian Cancer Society, and is a member of the editorial board of Radiology and Oncology journal.

Ass. Prof. Dudov is a member of the European Society of Chemotherapy (ESMO), the New York Academy of Sciences, the American Association of Clinical Oncology (ASCO), the European Organization for Research and Treatment of Cancer (EORTC), the European Association for Cancer Research (EACR); the American Association of Cancer Research (AACR), the European Neuro-endocrine Tumors Research and Treatment Society (ENETS), and the Bulgarian Association of Chemotherapy.



## **Assoc. Prof. Constantsa Timcheva**



Assoc. Prof. Constantsa Timcheva is a medical oncologist in the Chemotherapy Clinic to the Specialized Hospital for Active Treatment in Oncology - Sofia, Bulgaria. She has a PhD thesis done in Moscow in 1981, Assoc. Prof. since 1997. Dr. Timcheva is a frequent speaker during the scientific meetings in Bulgaria and other countries from the East Europe. She is educating students and doctors in clinical oncology and medical oncology. Dr. Timcheva was a Representative for Bulgaria in European Society for Medical Oncology (ESMO) since 1999 until 2008. She has more than 50 scientific publications, including a participation in a five monographs. Dr. Timcheva is a Principal Investigator of more than 30 randomized clinical trials. She is a full member of ESMO, EACR, Lung Cancer Group of EORTC, BCIRG, BUON, and Bulgarian National Association of Oncology.

## **Assoc. Prof. Galina Kurteva**



Assoc. Prof. Galina Kurteva was born on the 22 of November 1956 in Mezdra, Bulgaria. She is a graduate of the Medical Academy of Sofia, a specialist in internal medicine and oncology. She is also fluent in English.

Professional experience: Regional Cancer Dispensary, Intern in the chemotherapy ward, Vratsa, 1981-1984; Institute for foreign nationals, Internal Clinic oncologist, Sofia 1984-1985; National Cancer Center / currently SHATO-EAD /, Chemotherapy Clinic since 1985 to the present date; Research Associate III degree - 1985-1992, Research Associate II degree - 1992-1994, Research Associate I degree - 1994-2007, Senior Research Associate II degree since 2007.

Individual training: Oncology basic course 1994; VONTS Specialization, MOSCOW, Department of Chemotherapy 1988; European School on "Conservative treatment of tumors of the lung and mammary gland", Sofia 1993; Onkology center - Gay's Hospital, London, 2003-2004, Prof. Peter Harper.

Research activities: A total of 51 scientific papers, monographs - co-author-1; Guidelines in Oncology, co-author

- 2, Department of Oncology-management co-author -1; Publications in international journals -19- first author-1, second author-2, third author-2, the other - after the third.; Publications in Bulgarian magazines -24- first author-3, second author-9, the remaining- third and after the third author; Participation in international congresses and conferences-37; Participation in Bulgarian congresses and conferences - 29; Participation in International multicenter clinical trials -32 for the period 1986-2010.

Teaching experience: Member of the faculty of the Graduate course in Medical Oncology specialty, National Oncology Hospital, EAD, Sofia; a Fellow of the Thematic course "Advances in Tumor Drug Therapy ", Department of Chemotherapy, National Oncology Hospital, EAD, Sofia; a Fellow of the Thematic course "Nurses' and Midwives' Care for Patients Undergoing Radiotherapy and Chemotherapy", National Oncology Hospital-EAD, Sofia.

Participation in organizations: Bulgarian Association for Clinical Research; Bulgarian National Association of Oncology; ASCO-American Society of Clinical Oncology; ESMO-European Society for Medical Oncology; BUON-Balkan Union of Oncology; MEMO Magazine of European Medical Oncology, Editorial Board-member.



**Dr. Jolanta Kunikowska**

### **PET receptor imaging in neuroendocrine tumors**

Neuroendocrine tumors (NETs) are neoplasms that arise from cells of the neuroendocrine systems characterized by overexpression of some kind of receptors. They most commonly occur in the intestine (about 70-75%), but are also found in the lung, thyroid, adrenal gland and the rest of the body. The knowledge of receptors overexpression such as somatostatin, bombesin, glucagon-like peptide 1, substance P, vasoactive intestinal peptides, and cholecystikinin is the way for dedicated diagnosis and therapy. The increased utilization of PET/CT in oncology has led to the introduction of positron emitting tracers labeled to SSTR analogues, of these gallium-68-1,4, 7,10-tetraazacyclododecane-N,N',N''-tetraacetic acid (gallium-68-DOTA) compounds are the most widely used. There are three compounds most often used in functional imaging with PET: 68Ga-DOTATATE, 68Ga-DOTATOC and 68Ga-DOTANOC. These ligands have different affinity to particular subtype of somatostatin receptors, and it may affect their efficiency in the detection of NET lesions. 68Ga-DOTATATE is a somatostatin analogue that shows high affinity for somatostatin receptor subtype 2 (SSTR2) which is the most common subtype found on NET from the GI tract. The same analogue could be labeled with the  $\beta^-$  emitters like 90Y and 177Lu by the same chelators and used in targeted therapy. Insulinomas - neuroendocrine tumours derived from pancreatic beta-cells, characterized by relatively low incidence of somatostatin receptor. The sensitivity of SRS for detecting insulinomas is only 40-60%. This tumors presented high incidence (>90%) and high density of the glucagon-like peptide 1 receptor (GLP-1R). GLP-1 is rapidly degraded in vivo, this is the reason that for clinical use more stable agonist 68 Ga- DOTA- exendin-3 is used. Medullary thyroid cancer (MTC) is a form of thyroid carcinoma which originates from the parafollicular cells (C cells), which produce the hormone calcitonin. Autoradiographic studies demonstrated cholecystikinin (CCK)-B/gastrin receptors in over 90% of MTCs. Other receptor tracer like bombesin, folate, HER2, neurotensin are investigated in animal study.



## **Assoc. Prof. Vessela Stoynova**



Head of Medical Imaging Department at SBALSSZ St. Catherine, Sofia

Assoc. Prof. Vessela Stoynova has graduated the Medical University in Sofia with honors. She is a specialist in Medical Imaging. Assoc. Prof. Vessela Stoynova has specialized in Sweden, Germany, Hungary, and the Netherlands. She has worked at St. Ivan Rilski University Hospital in Sofia from 1991 till 2003. In 2003, She has introduced heart CT scanning and CT colonography into Bulgarian imaging practice, following the installation of the Bulgaria's first multi-detector CT scanner in St. Catherine University Hospital. She has also pioneered in the method of assessing myocardial perfusion after the installation in 2009 of 320-detector CT in the same clinic. She is the first in Bulgaria to implement the possibilities of virtual colonoscopy for detecting polyps and cancers of the colon, the monitoring following treatment and the detection of recurrence of the disease, which served as a base for her dissertation. She has special scientific interest in CT enteroclysis and enterography to diagnose diseases of the small intestine, as well as in CT cholangiography for the diagnostics of biliary tree disorders. In recent years, she has shown interest in hybrid methods such as PET / CT. Assoc. Prof. Vessela Stoynova is a Member of the Bulgarian and European Association of Radiology, the European Society of Radiology, the European Society of Cardioradiology and the European Society of Gastroradiology. He is a member of the board of the Bulgarian Society of Cardio-thoracic radiology. She is a constant participant in national work groups for the development of rules of good medical practice in the field of radiology and oncology, especially treating colon cancer and neuro-endocrine tumors.




## **Dr. Antoaneta Tomova**



Dr. Antoaneta Tomova was born on June 16, 1960. She is currently Head of the Department of Chemotherapy in "Regional Oncology Dispensary with a hospital - Plovdiv" LTD.

Education: 1982 - Doctor of Medicine, Medical University of Plovdiv; 1985 - Medical University - Sofia, 1992 - Department of Internal Medicine, Medical University of Sofia, 1994 - Department of Oncology, Medical University of Sofia.



Positions: 1985 - 1988 - Internist at Karlovo District Hospital; 1988-1998 - physician in the Department of Chemotherapy, ODOZS Plovdiv; 1998 – to the present day - Head of Department of Oncology and Gastroenterology, MDOZS – Plovdiv.

Experience in clinical trials: In the role of principal investigator, she has participated in over 70 Phase III clinical trials. Indications: Antianaemic therapy, chemotherapy for lung cancer, chemotherapy in metastatic breast cancer and others. She has exposed a poster on the results of a clinical study at a Congress of ASCO - American Society of Clinical Oncology- and has been a co-author of two publications, one in GCO-Journal of Clinical Oncology, and one in another cancer journal. She has delivered presentations at international, national and regional forums for innovations in medical oncology in the last 12 years - an average of 10 times a year.



**Dr. Krasimir Koinov**

Dr. Krasimir Dimitrov Koinov was born on August 31, 1953 in Samokov. He graduated from the Medical Faculty at the Medical University of Sofia in 1980, mastered in Internal Medicine in 1987 and mastered in Oncology in 2005. His professional practice began in 1980 as a physician in the Department of Internal Medicine in Aitos. Between 1982 and 1991 he was assistant in the Department of Chemotherapy, National Cancer Center, and in 1992 became chief assistant in the same clinic. From 1993 to 2012 was assistant professor at the Oncology Clinic at Queen Joanna University Hospital - ISUL, Sofia. From 2012 up to now he is Head of Division Medical Oncology in Hospital Serdica, Sofia.

Dr. Koinov lectures to students, training courses and participated in many scientific forums. He has published over 50 scientific articles and participated in more than 50 clinical trials as co-researcher. Member of Bulgarian Society for the Treatment of Cancer, Bulgarian Association for Clinical Research, Balkan Union of Oncology ASCO and ESMO.





## Dr. Ivan Terziev



Dr. Ivan Terziev was born in 1961 in the town of Blagoevgrad. He graduated medicine in 1987 at the Medical Academy in Sofia and got a specialty in anatomy and cytology in 1992. He has been working at University Hospital "Queen Joanna-ISUL" - Sofia since 1988 and he is an assistant professor at the Medical University of Sofia. Dr. Terziev has numerous publications in Bulgarian and international journals. He is a member of Bulgarian and European Society of Pathology, European Society of Neuropathology and Bulgarian-Turkish group on diseases of the thyroid and breast.

### Are soft tissues sarcomas difficult to diagnose?

By definition soft tissues sarcoma (from the Greek word "sarcos" meaning "fish meat") is a malignant neoplasm which arises from mesenchymal cells. Generally in soft tissues tumors, like in lymph node pathology, the morphology frequently belies their true biological potential, resulting in numerous examples of pseudomalignancy or pseudobeneignity. Therefore, the interpretation of the soft tissues tumors should be provided by experienced pathologists. The classification of the soft tissues sarcomas is based on their microscopic resemblance to normal mesenchymal counterparts, for example, liposarcoma, leiomyosarcoma, rhabdomyosarcoma etc.

Soft tissues sarcomas are relatively uncommon neoplasms, which are more likely to arise from uncommitted young mesenchymal cells rather than from differentiated mesenchymal cells. This is confirmed by the fact that many sarcomas may be "dedifferentiated", which means that a sarcoma, including foci of chondro-, osteo- and rhabdomyosarcoma, may be observed in well differentiated neoplasm zones of high grade spindle cells or pleomorphic cells. This fact is important in the interpretation of biopsy specimens of soft tissues sarcomas.

Some soft tissues sarcomas show stable genetic abnormalities and are thus diagnostically useful, examples include mutations of the Myo D family genes in rhabdomyosarcoma; t(11; 22) in Ewing's sarcoma/ PNET; t(x; 18) in Synovial sarcoma etc. Unfortunately, many of the more common sarcomas in adulthood have complex karyotypes without histotype-specific features. Immunohistochemistry is particularly important in the field of soft tissue tumours because of their variety and the frequent difficulty of diagnosis. It has a role in confirming the differentiation of tumor cells in some sarcomas. There is a small group of sarcomas in which a differential diagnosis is based only on immunohistochemical examination. These are sarcomas with hemangiopericlitoid growth pattern. The term hemangiopericlitoma was first proposed by Sir Arthur Purdy Stout for soft tissues tumor with characteristic "stag horn" vascular pattern, for which he believed to have arisen from pericytes of the blood vessels described by Zimmerman. With the advent of immunohistochemical examination this group was subdivided into three distinct entities: extrapleural solitary fibrous tumor (SFT); myopericlitoma(true hemangiopericlitoma) and monofasic synovial sarcoma.



**Dr. Nikolay Yordanov**

**Date of birth:** 09/Jan /1959 - Mezdra ; Bulgaria, **Business Address:** Head Palliative Care department, Comprehensive Cancer Centre - Vratsa Ltd, 68, Vtori iuni Blvd., Vratsa 3000, phone number: +(359) 92 669134

**Education:** Higher education – Medical University Varna –Physician, Acknowledged specialties: Anesthesia and intensive therapy

#### **Work Experience**

01.12.1986 - 31.05.1987

General Hospital "Hristo Botev" , Vratsa – Physician

01.06.1987 - 01.10.1998

ICU – Interregional Cancer Hospital, Vratsa

Since 01.10.1998

Comprehensive Cancer Center, Vratsa (former Interregional Cancer Hospital),  
Head Palliative Care Department

#### **Qualifications and training courses:**

Cornel University Seminars in Anesthesia and intensive Medicine –Salzburg, Austria - training course

Medical University – AKH, Vienna, Austria 2000 and 2001 – individual training pain therapy

Medical University – Belgrade, Serbia 2004 – intensive training course in palliative medicine

Medical University – Poznan, Poland 2004 Individual training – 40 hours of training in Palliative Medicine

Hungarian Hospice Foundation – Budapest, Hungary 2008 – training course – 40 hours of training – Palliative care and end-of-life care

Hungarian Hospice Foundation – Budapest, Hungary 2011 – training course – 40 h End of life care

#### **Other relevant information:**

Co author – Textbook of Palliative care nursing - 2007- a textbook for college students in Bulgaria and Netherlands

Principal investigator and co-investigator in different clinical trials; Eudract No: 2005-002544-25

Presenting lecturer in the International Palliative care conference – ANTEA – Rome November 2008

Chair of a session during 11th congress of EAPC – Vienna 2009

Lisbon – 2011 – EAPC – congress – poster

Glasgow 2010 – EAPC – research meeting – poster

Palliative care network 2010 and 2011 poster exhibitions – posters

Vienna – 2009 EAPC congress – poster

Budapest – 2007 – European congress of palliative care - poster

Venice – 2006 – Collaborate to catalyse research - posters

Aachen – 2005 – European congress of palliative care – posters

**Membership:** Member of the Management Board of Bulgarian Association of Palliative Care and of Bulgarian Cancer Society, Individual Member of EAPC , Member of MASCC, Member of the Management Board of ECEPT, Member of Bulgarian Scientific Society of Anesthesia and Intensive Medicine, Bulgarian Association for Study and Treatment of Pain – Bulgarian chapter of IASP, Member of BLS.



## Dr. Galen Kyurkchiev

Dr. Galen Kyurkchiev was born on July 13, 1958. He has licences to practice in Bulgaria, United Kingdom (Full and Specialist registration with licence to practice, GMC Registration Number 7030359) and Ireland (Full and Specialist registration with licence to practice, IMC Registration Number 350280).

### Medical and academic degrees

1984 Medical University, Sofia, Bulgaria / Medical Doctor

1991 Pathological Anatomy/Histopathology, Department of Pathology, Medical University, Sofia, Bulgaria / 2nd Specialisation

1996 Cytopathology, Department of Pathology, Medical University, Sofia, Bulgaria / 2nd Specialisation

1991 Title of thesis "Immunohistochemical studies in chronic lymphocytic leukemia" / Ph.D.

2000 Title of thesis "Bone marrow trephine biopsy – diagnostic utility" / Doctor of Medical Science

### Education (Courses and postgraduate training)

1984 - 1990 Pathological Anatomy, Department of Pathology, Medical University, Sofia, Bulgaria, University Diploma for acquired specialty

1984 - 1996 Cytopathology, Department of Pathology, Medical University, Sofia, Bulgaria, Diploma for acquired subspecialty

05. - 06. 1989 Cytopathology, Dr Siegfried Zimmer, Dr Uwe Crahnert, Laboratory of Cytopathology, Grimma, Germany, acquired certificate

02. - 05. 1993 Surgical Pathology, Hematopathology, Immunohistochemistry Prof. Clive Taylor, Prof. Bharat Nathwani, Department of Pathology, University of Southern California, Los Angeles CA, USA

06. - 09. 1993 General Pathology, Prof. Peter Pfitzer

09. 1995 Soft tissue tumors, Quantitative pathology, Neuropathology, Prof Cardeza, Prof Y. Colman, Dr Roderick Simpson, European School of Pathology, Turin, Italy, acquired certificates

11. 1995 - 02. 1996 Bone marrow pathology, Surgical Pathology, Prof. Bertha Frisch, Prof. Bernhard Czernobilsky, Dr Beatriz Lifshits, Tel Aviv Sourasky Medical Center, Department of Pathology, acquired certificate

09. 2001 "Problematic" cases in surgical pathology, Sofia, VIII National Congress of Pathology, acquired certificate

06. 2004 Bone marrow pathology, Varna, Bulgaria, XI Congress of Pathology

06. 2006 Bone marrow pathology, Sofia, Bulgaria, XII Congress of Pathology

09. 2009 Participation with poster presentation, Florence, Italy, XXI European Congress of Pathology

### Professional experience

Histopathology - Surgical pathology specimens – all types (stomach, large intestine, breast, thyroid, lung, lymph nodes, skin (limited experience), Ob/Gynae including curettings, spleen, prostate (TURP chips, core biopsies, prostatectomy

specimens), bladder, kidney (not medical diseases), soft tissue biopsy specimens (five years experience), endoscopic GI biopsies, bone marrow trephines – 26 years of experience  
 Cytopathology - FNAs – thyroid gland, breast, lymph nodes, prostate Pap smears, Body cavity effusions  
 Touch imprints – 26 years of experience  
 Autopsies - 18 years of experience

#### **Specification of the main experience**

Histopathology biopsies from any location  
 Cytopathology specimens  
 Autopsies  
 Multidisciplinary meetings

#### **Number of specimens**

ca 9000 per year  
 ca 7 000 per year  
 on request  
 once a week

**Languages:** English and German

#### **Recent work**

Consultant Histopathologist at Doverie Hospital, Sofia, Bulgaria since November 15, 2006 up to now

#### **Employment**

01. - 07. 2011	Locum Consultant Histopathologist at Sligo General Hospital, Ireland
05 -19.07. 2010	Locum Consultant Histopathologist at Our Lady Of Lourdes Hospital, Drogheda, Ireland
11. 2006 to present	Consultant Histopathologist at Doverie Hospital, Sofia, Bulgaria
02.2001 - 11. 2006	Consultant Histopathologist at Krassimira '90 Surgical Hospital, Sofia
11.1984 – 02.2001	Senior Assistant Professor, Histopathologist, Cytopathologist at Medical University Sofia, Department of Pathology

#### **Part time employment:**

2005 – 2008	Consultant Histopathologist at Ichtiman General Hospital, Bulgaria
2008 to present	Consultant Histopathologist at "Dr Shterev" Hospital, Sofia, Bulgaria
2007 – 2010	Consultant Histopathologist at Generali Zakrila Medical Center, Sofia
2000 – 2010	Consultant Histopathologist and Lecturer in Histopathology at Sofia Medical University, Department of Pathology

#### **Participation in research projects**

- On some morphological changes of dendritic reticulum cells in lymph nodes from patients with chronic lymphocytic leukemia /1989-1990 Research project of the Department of Pathology, Medical University, Sofia, Bulgaria. Status: approved and funded /collaborator/
- Application of monoclonal antibodies in diagnosis of lymphomas /joint research project with the Department of Pathology, Medical University Plovdiv, Bulgaria/ 1992-1994 /collaborator/ Status: approved and funded
- Role of bone marrow trephine biopsies in diagnosis, prognosis and staging of lymphomas /Research Grant #25/1996 of the Medical University, Sofia, Bulgaria. Principal investigator Status: approved and funded.
- DNA-cell ploidy as measured by digital Image Analyzer /CAS 200D/ in Premalignant lesions, lesions with low malignant potential and in frankly malignant tumors: correlation with clinical prognosis. /principal investigator/ Collaborators: Prof. B. Czernobilsky, Dr. B. Lifschitz, Tel Aviv-Sourasky Medical Center, Tel Aviv, Israel  
 Source: Ministry of Foreign Affairs of Israel, MASHAV  
 Period Funding: March 1, 1996 - March 1, 1997  
 Status: approved and funded
- On some morphological differences of hemopoietic neoplasias in lymph node and bone marrow biopsies. Collaborator, Research grant # 5/1999 of Bulgarian Ministry of Education and Technologies  
 Status: approved and funded
- Bone regeneration after transplantation of hydrogels from chitosan. Research grant # 17/2005 of Bulgarian Ministry of Education and Technologies /collaborator/; Status: approved and funded





## Dr. Yana Valerieva



Clinical Center of Gastroenterology,  
University Hospital "Queen Joanna – ISUL" Sofia  
e-mail: yana\_valerieva@abv.bg

Dr. Yana Valerieva Vladimirova graduated from Medical University, Sofia in 2008. She started her medical career in 2009 at Clinic of Gastroenterology, University Hospital "St. Ivan Rilski" Sofia, as a medical doctor until April 2011. Afterwards she started her residency in gastroenterology in Clinical Center of Gastroenterology, University Hospital "Queen Joanna – ISUL", Sofia. Dr. Valerieva's main interests include gastrointestinal endoscopy and endoscopic ultrasound.

### Endosonography in GIST

Yana Valerieva<sup>1</sup>, Branimir Golemanov<sup>1</sup>, Ivan Terziev<sup>2</sup>, Plamen Getzov<sup>3</sup>, Nadezhda Tzolova<sup>1</sup>, Nikolay Kolev<sup>1</sup>, Boris-lav Vladimirov<sup>1</sup>

<sup>1</sup>Clinical Centre of Gastroenterology, University Hospital "Queen Joanna – ISUL" Sofia

<sup>2</sup>Department of Pathology, University Hospital "Queen Joanna – ISUL" Sofia

<sup>3</sup>Department of Medical Imaging, University Hospital "Queen Joanna – ISUL" Sofia

Gastrointestinal stromal tumors (GIST) are the most common mesenchymal tumors of the gastrointestinal tract but constitute less than 1% of all digestive tract tumors. They may occur in every part of the gastrointestinal tract and the stomach is the most common localization.

GISTs usually present as submucosal lesions covered by normal mucosa and are rarely symptomatic. Overt gastrointestinal bleeding, abdominal pain, nausea, vomiting can all herald the presence of a GIST but most GISTs are discovered incidentally, as subtle, smooth intraluminal protrusions on routine endoscopic examinations.

Endoscopic diagnostic and therapeutic possibilities have been developing at a rapid pace in recent years. However, endoscopy and routine endoscopic biopsies are sometimes not sufficient for an accurate diagnosis of submucosal lesions of the GI system. Endoscopic ultrasonography (EUS) allows for an accurate assessment of submucosal tumors, including GISTs, and can provide tissue samples for diagnostic purposes using fine needle aspiration or tru-cut techniques. On EUS, most GISTs present as hypoechoic masses arising from the second or the fourth layer of the GI tract, corresponding to the muscularis mucosae and the muscularis propria. EUS features of the stromal tumors (size, heterogeneity, borders, depth etc.) can be predictive of their malignant potential and define GISTs management (surgical or endoscopic).



## Dr. Yavor Asenov

### The value of surgery for gastrointestinal stromal tumors

Asenov Y.<sup>1</sup>Korukov B.<sup>1</sup>, Damianov D.<sup>1</sup>, Kostadinov E.<sup>1</sup>, Penkov N.<sup>1</sup>, Vladimirov B.<sup>2</sup>, Golemanov B.<sup>2</sup>, Valerieva Y.<sup>2</sup>, Terziev I.<sup>3</sup>

<sup>1</sup>. University Hospital "Queen Joanna", Department of Surgery, 8 "Byalo More" Str., Sofia 1527, Bulgaria.

<sup>2</sup>. University Hospital "Queen Joanna", Department of Gastroenterology, 8 "Byalo More" Str., Sofia 1527, Bulgaria..

<sup>3</sup>. University Hospital "Queen Joanna", Department of Pathology, 8 "Byalo More" Str., Sofia 1527, Bulgaria.

Asenov Y., M.D., University Hospital "Queen Joanna", Department of Surgery, 8 "Byalo More" Str., Sofia 1527, Bulgaria; Phone number: +359 889 746627; Fax number: +359 2 9432144; e-mail: yavor\_asenov@mail.bg

#### Abstract

**Purpose:** To investigate the role and the place of the surgical management of GISTs.

**Methods:** It was performed a retrospective study involving the patients with GISTs surgically treated in Department of Surgery, University Hospital "Queen Joanna - ISUL" between 2005 and 2012. Several parameters were followed up – demographic characteristics of the patients, tumor features, clinical manifestation, used methods for diagnosis and treatment and achieved short- and long-term results. The data was investigated with SPSS-19.

**Results:** 39 patients with GISTs were included in the study. Four of them have tumors with extra-gastrointestinal localization (retroperitoneal space – in 3 cases and one patient with tumor in the mesentery of the small intestine). The distribution of GISTs in the gastrointestinal tract was established as follows: stomach (21 cases), duodenum (4 cases), small intestine (7 cases) and colon (3 cases). The most common clinical signs were abdominal pain and discomfort, weakness, dyspeptic complaints and gastrointestinal bleeding. 29 patients underwent radical operations with achieved R0 resection. Recurrence was observed in 5 patients. Achieved median, 1-, 3- and 5-year survival was respectively 52,91 months, 88%, 81% and 67%.

**Conclusion:** Surgical resection is the only curable method of treatment of patients with GISTs. The achievement of negative resection margins is the most important predictor of survival.

Key words: GISTs, EGISTs, endoscopic ultrasound, retroperitoneal space



## Dr. Flora Zagouri



### Education

9/11/2011 - 18/01/2013

Research- Clinical Breast Fellow (Comprehensive Cancer Center Vienna/ AKH, Medical School, University of Vienna, Austria)

15/11/2011

Medical speciality title on Medical Oncology

23/07/2010

Medical School, University of Athens – Doctorate degree in Medicine: “Evaluation of Molecular Markers in patients with pre-invasive breast lesions excised via vacuum-assisted breast biopsy”; (Grade: Excellent)

22/08/2008 - 15/11/2011

Resident in Medical Oncology

27/04/2005 – 27/01/2008

Resident in Internal Medicine- Haematology

26/08/2003

Medical Practice License

1/10/1997-25/07/2003:

Medical School, University of Athens – Medical Degree (Grade: 8.05)

1990- 1996:

Greek-French High school “Jeanne d’ Arc”, (Grade: Excellent, 19 and 4/11)

### Scholarships and Distinctions

1989

Winner of the Second School Attica Chess Cup

1989:

Winner in Attica School Chess Team Championship

1990:

Winner in Attica School chess Team championship

1991- 1996

Certificate of Excellence, Ministry of Education

1997

Scholarship Award from the State Board of Scholarships, among first entrants to University

1997- 2003

Scholarship Award from the Latsis Foundation for performance during 6 years of studies

2008

Award for best Poster presentation at 34th Annual Pan-Hellenic Medical Conference, 20-24 May '08, Athens, Greece

2010

Award for research from the Hellenic Cooperative Oncology Group (9000 euros)

2011

Award for best Poster presentation at 8th Congress on Women’s Health and disease, September 1-3, 2011, Kos island, Greece

2011

Award for fellowship from the Hellenic Cooperative Oncology Group for studying abroad (1 year)

### Languages

English (Proficiency), French (Sorbonne II)

### Previous Appointments

9/11/2011- 18/01/2013

Research- Clinical Breast Fellow (Comprehensive Cancer Center Vienna/ AKH, Medical School, University of Vienna, Austria)

22/08/2008 – 15/11/2011

Resident in Medical Oncology in Alexandra Hospital, Department of Clinical and Therapeutics, University of Athens, clinical specialist training for Medical Oncology Degree

28/01/2008- 4/08/2008

Research/Scientific Associate, Alexandra Hospital, Department of Clinical and Therapeutics, University of Athens

27/07/2007 – 28/01/2008	Resident in Haematology, Alexandra Hospital, Department of Clinical and Therapeutics, University of Athens, clinical specialist training for Medical Oncology Degree
27/04/2005 – 26/07/2007	Resident in Internal Medicine, Spiliopouleio Hospital, "Saint Helen", Athens, clinical specialist training for Medical Oncology Degree
13/04/2004 – 12/04/2005	Obligatory Medical Rural Service, Pelasghia, Fthiotida County
12/01/2004 – 11/04/2004	3-month Obligatory Medical Rural Service, Lamia
1/09/2003- 23/11/2011	Research/Scientific Associate, "Breast Unit", Hippocrateio Hospital, 1ST Propaedeutic Surgical Department, University of Athens.

### Current position

Medical Oncologist, Alexandra Hospital, Department of Clinical and Therapeutics, University of Athens, Greece.

Publications in International journals

Papers published in journal cited in PubMed 126

Papers published in journal not cited in PubMed 4

In journal cited in PubMed form Conference Proceedings: 16 (See presentations)

Papers published in local journals 5

Oral and Poster presentations in Congresses

Oral and Poster Presentations in International Congresses 61

Oral and Poster Presentations in Local Congresses 62

Round Table Presentations/Discussions at Local Congresses 20

Participation in the Organizing Committee of Congresses 8

Clinical trials as sub-investigator: 10



**Prof. Thomas Brodowicz**

Associate Professor of Medicine; Specialist in Internal Medicine; Specialist in Hematology and Oncology; Graduate Business Economist.

Thomas Brodowicz is Associate Professor of Hematology and Oncology, Senior Consultant and Program Director of Bone- and Soft Tissue Sarcomas at the Clinical Division of Oncology, Department of Medicine 1, Medical University Vienna, Austria. In addition he serves as Director of the Central European Cooperative Oncology Group (CECOG, [www.cecog.org](http://www.cecog.org)).

Thomas Brodowicz completed his medical training at the University Hospital Vienna. His recent clinical research activities cover a wide range of cancer therapies, with particular focus on management of clinical trials in breast cancer, colorectal cancer, NSCLC, GIST, soft tissue sarcoma, prostate cancer and gastric cancer

Thomas Brodowicz is a member of the American Society of Clinical Oncology (ASCO). He has published 73 scientific papers and 138 abstracts.

## Dr. Nataliya Chilingirova



### Work experience

11.2011- until now

National Specialized Hospital for Active Treatment in Oncology, Sofia, Bulgaria  
Treatment of cancer patients, working with medical students, clinical research  
PhD in progress: Lung Cancer: Patient's attitude toward treatment.  
Genetic predictive and prognostic factors.

11.2010 – 01.2011

University Hospital Zurich, Medical Oncology Clinic  
Working with patients under the observation of the physicians in the clinic; taking part at CME activities

01.2009 – 10.2010;  
02.2011 – 10.2011

Private Practice - Dr Ivana Nichtyanova, MD, oncologist and gynaecologist  
Assisting by diagnosing and treatment of patients

### Education

2005-2011

Faculty of Medicine, Medical University, Sofia  
Doctor in medicine, Dipl. N: / Master

2005

"Romain Rolland" Foreign Language School, Stara Zagora, Bulgaria

1993 - 2000

"Mati Bolgaria" Elementary School, Kazanlak, Bulgaria

### Languages

German, English, Russian

### Trainings

13.12. – 15.12.2012

Preceptorship Meeting Lung Cancer, University Hospital Basel, Basel, Switzerland

02.12 – 08.12.2012

Weill Cornell/Memorial Sloan Kettering Cancer, Center Seminar in Oncology: Soft Tissue, Bone & Skin Malignancies

18.04.2012

Good Clinical Practice (GCP) for investigators, Warsaw, TFS Academy, Course leader: Sheelagh Corcoran, bsc

30-31.03.2010

Workshop Lung Cancer, Vienna

22 – 23.01.2013

Expert Practice in Gastrointestinal Malignancies, Frankfurt

02-03.12.2011

Expert Practice in Hepatocellular Carcinoma, Berlin

11.2010 – 01.2011

University Hospital Zurich, Medical Oncology Clinic, right before graduation, recommendation letter

### Participations in scientific conferences

29.09.-02.10.2012

ESMO 2012 Vienna, Austria

Metastatic Colorectal Cancer – treatment periods after 80-es

	G. Kurteva, P. Kurtev, V. Marinova, D. Damianov, I. Trifonova, N. Miteva, N. Chilingirova; 06.3, National Center of Oncology, Sofia; Congress Book 2011, p.17-19
05.2012	YO Club Annual Meeting, Pravetz, Bulgaria: Early Breast Cancer, member of the executive board of the club
08-10.03.2012	10th International Congress on Targeted Anticancer Therapies, Amsterdam
23-27.09.2011	The European Multidisciplinary Cancer Congress, Stockholm , Poster Presentation: Personalized Dose Management for 5-fluoruracil Based Chemotherapy Regimens to Lower Severe Toxicity by Cancer Patients,N. Chilingirova, V. Marinova, G. Kurteva, D. Svinarov, 6.120
08-12.10.2010	35th ESMO Congress in Milan
13 - 16.05.2010	IX International Congress of medical science for students and young doctors, Sofia, Bulgaria – Oral presentation, Theme: A Case of Complete Remission in Metastatic Colorectal Cancer After Treatment With Cetuximab
10 - 13.05.2007	VI International Congress of medical science for students and young doctors, Sofia, Bulgaria – Oral presentation, Theme: Ultrastructural Peculiarities of the Connective Tissue Elements round the Thyroid Gland Follicles by Patients with Carcinomas
10 – 12.11.2006	First Science Conference for Students and Young Doctors with International Participation, Stara Zagora, Bulgaria – Oral presentation: IL12 -12Pro Polymorphism by Two Ethnic Groups in Bulgaria; Publication: IL12 -12Pro Polymorphism by Two Ethnic Groups in Bulgaria; N. Chilingirova, L. Miteva, S. Stanilova; Trakia Journal of Sciences, Vol.5, Suppl.1, pp 7-8, p. 60; 2007

#### **Scientific training:**

Molecular Biological Methods in medicine: 2005-2006; Department of Molecular Biology, Immunology and Genetics, Faculty of Medicine, Trakia University, Stara Zagora, Bulgaria; Tutor: Prof. S. Stanilova

#### **Voluntary work and additional activities:**

Member of the Executive Board Of Club Young Oncologist Bulgaria, which organizes Annual International Meeting for young physicians and online-education in oncology for medical students, the Club is part of

#### **ESMO YO**


Voluntary work at the National Oncology Center (Specialized Hospital for Active Treatment in Oncology), Sofia, 2010 Voluntary work at the Oncology Dispensary, Stara Zagora, Small Research work on the Quality of Life by Cancer Patients in Bulgaria;

2009; tutor and head of oncology: Dr P. Chilingirov, MD, medical oncologist Quality of Life by Bifurcation Patients after stenting, 2008-2009; tutor: Dr D. Vasilev, Ph.D.; National Cardiological Hospital, Sofia


SCOLARSHIPS Scholarship of the National Oncology Center, Sofia – 2 weeks Training at the University Hospital Vienna, Medical Oncology Clinic by Prof. Zielinski, 05.11.2012 – 18.11.2012 Summerscholarship DAAD August 2010 Ludwig Maximilian University Munich; August 2010 Summer Scholarship (Sommerstipendium Der KMK – Deutschland, Uelzen, Niedersachsen, Germany – 08. – 09.2004): MEMBERSHIPS

ESMO Junior Member, ID 42850

ASCO Member in Training, ID 274004 Young Oncologist Club Bulgaria, Member of the Executive Board

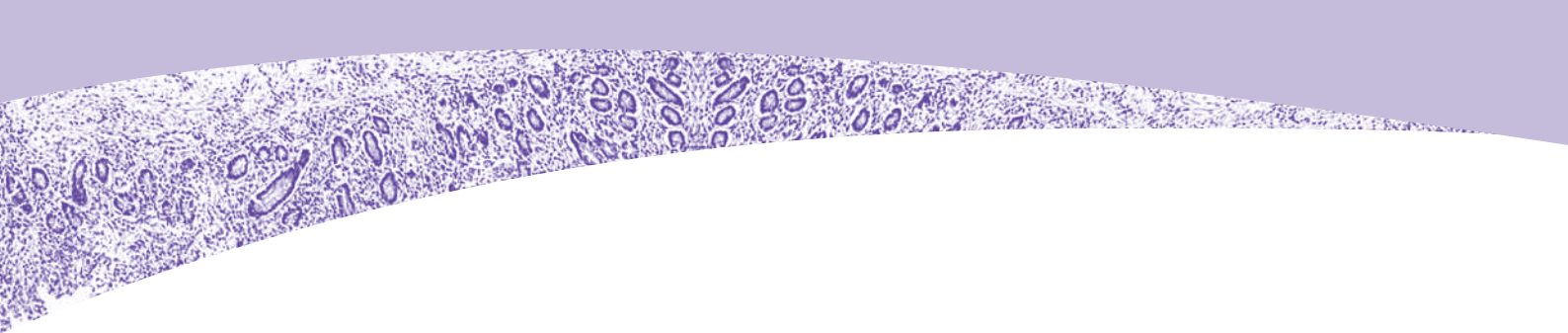






## III<sup>rd</sup> INTERNATIONAL MEETING OF YOUNG ONCOLOGIST CLUB BULGARIA

A decorative horizontal wavy line. The top half of the line is a light blue gradient, and the bottom half is a darker blue gradient. In the center of the line, there is a microscopic image of tissue, showing various cells and structures in shades of blue and white.

[illegible]

## III<sup>rd</sup> INTERNATIONAL MEETING OF YOUNG ONCOLOGIST CLUB BULGARIA

**Sponsors of this event:**

**ROCHE**

**AMGEN**

**NOVARTIS**

**GLAXOSMITHKLINE**

**BAYER**

**ACTAVIS**

**SANOFI**

All print products used for this event are made from eco material.

